




SLE V6 shown in Lunar Mist Metallic



SE Sport V6 shown in Absolutely Red



SE V6 Convertible shown in Absolutely Red

05 MODEL GRADES

Means of escape. With three coupes and two convertibles to choose from, you're sure to find release in the 2005 Toyota Camry Solara. The Solara SE treats you to 16-in. aluminum alloy wheels and an interior gleaming with silver metallic-style trim. Solara SE Sport boasts standard 17-in. alloy wheels,¹ an available 3.3-liter DOHC 24-valve VVT-i V6 with 225 hp and a sport-tuned suspension. Solara SLE steps it up yet another notch with a JBL 3-in-1 6-disc in-dash CD changer, moonroof, available touch-screen DVD navigation system,² Vehicle Stability Control (VSC)³ and Traction Control (TRAC). Or you can sneak a slice of heaven in the Solara SE or SLE Convertible, with a 225-hp 3.3-liter V6 engine and 17-in. aluminum alloy wheels. Whichever Solara you choose, freedom is just around the bend.

1. See Model Grade Features section footnote 3 for more information on Toyota's tires.

2. See Model Grade Features section footnote 8 for more information on Toyota's DVD navigation system.

3. See Model Grade Features section footnote 11 for more information on Toyota's Vehicle Stability Control (VSC).



SE interior in Ivory

05 INTERIORS

With such a sleek exterior, would you expect anything less than luxury on the inside? The Solara is a picture of sophistication inside as well as out. Surround yourself in pure class with Solara SE's silver metallic-style trim. Get racy with Solara SE Sport's aluminum sport pedal covers and handsome sport instrument panel. Or, perhaps Solara SLE's elegant wood-grain-style trim is more you. The safety of available side curtain airbags¹ is always in style, as is the convenience of its HomeLink^{®2} universal transceiver. And, with the push of a button, you can touch the sky in the Solara SE V6 and SLE V6 Convertible models with power retractable top.

1. See Model Grade Features section footnote 13 for more information on Toyota's driver, front passenger, front seat-mounted side airbags and side curtain airbag (not available on Convertible models) Supplemental Restraint Systems (SRS).

2. See Model Grade Features section footnote 4 for more information on Toyota's HomeLink.



SE Sport V6 interior shown in Dark Charcoal with available power moonroof



SLE V6 Convertible interior shown in Dark Stone with available DVD navigation system

MODEL GRADE FEATURES

	SE COUPE	SE SPORT COUPE	SLE COUPE	SE CONV.	SLE CONV.		SE COUPE	SE SPORT COUPE	SLE COUPE	SE CONV.	SLE CONV.
Exterior											
Aerodynamic PES (Projector Ellipsoid System) headlamps with Daytime Running Lights (DRL) and auto on/off feature	\$	\$	\$	\$	\$	Heated dual color-keyed power outside mirrors with driver-side electrochromic auto-dimming feature	—	—	\$	\$	\$
Integrated fog lamps	\$	\$	\$	\$	\$	High Solar Energy-Absorbing (HSEA) glass	\$	\$	\$	\$	\$
Body kit	—	\$	—	0	0	Power tilt/slide moonroof with sunshade	P	0	\$	—	—
Sport-tuned suspension	—	\$	—	—	—	Rear spoiler	0	\$	0	\$	\$
16-in. aluminum alloy wheels with P215/60R16 tires	\$	—	\$ ¹	—	—	Variable intermittent windshield wipers	\$	\$	\$	\$	\$
17-in. aluminum alloy wheels with P215/55R17 tires	P ²	\$ ³	\$ ²	\$	\$	Power retractable fabric convertible top with full headliner, large rear glass window with defogger and automatic-down power rear windows	—	—	—	\$	\$
Dual color-keyed power outside mirrors	\$	\$	—	—	—						
Interior											
3-spoke tilt and telescopic steering wheel with audio and multi-information display controls	\$	\$	\$	\$	\$	Power automatic door locks with anti-lockout feature	\$	\$	\$	\$	\$
Leather-wrapped steering wheel, shift knob and parking brake handle	—	\$	\$	\$	\$	Power windows with driver-side auto up/down and retained-power features	\$	\$	\$	\$	\$
Cruise control	\$	\$	\$	\$	\$	AM/FM CD	\$	\$	—	\$	—
Outside temperature gauge	\$	\$	\$	\$	\$	JBL 3-in-1 AM/FM Cassette/6-disc in-dash CD changer, XM Satellite Radio capability, ⁵ 270 ⁶ watts (maximum output) and FM diversity reception	P ⁷	0	\$	P	\$
Speedometer, tachometer, coolant temperature and fuel level gauges; LCD odometer with twin tripmeters	\$	\$	\$	\$	\$	Touch-screen DVD navigation system ⁸ with JBL AM/FM CD with XM Satellite Radio capability, ⁵ 270 ⁶ watts (maximum output) and FM diversity reception	—	—	P ²	—	P
Sport instrument panel with unique sport gauges	—	\$	—	\$	—	Front console illumination panel	—	—	\$	—	\$
Airbag, seatbelt, low-fuel level, door-ajar, battery, check engine, oil pressure, ABS, low tire pressure and brake warning lights	\$	\$	\$	\$	\$	Center console armrest with dual storage areas and cup holders	\$	\$	\$	\$	\$
Multi-information display with average speed, instant and average fuel economy, distance to empty, and elapsed time functions	\$	\$	\$	\$	\$	Two 12V auxiliary power outlets	\$	\$	\$	\$	\$
Digital quartz clock	\$	\$	\$	\$	\$	Fabric seats with 8-way adjustable driver's seat and seatback pockets	\$	—	—	—	—
Front passenger airbag status indicator	\$	\$	\$	\$	\$	Dark Charcoal fabric seats with 8-way adjustable driver's seat and seatback pockets	—	\$	—	\$	—
Scheduled maintenance indicator light	\$	\$	\$	\$	\$	8-way power-adjustable driver's seat with power lumbar support and seatback pockets	0	—	\$ ¹	P	—
Dual illuminated visor vanity mirrors	\$	\$	\$	\$	\$	Perforated leather-trimmed heated seats with 8-way power-adjustable driver's seat with power lumbar support and seatback pockets	—	0 ⁹	\$ ¹⁰	—	\$
HomeLink ^{®4} universal transceiver	—	—	\$	—	\$	Contoured 60/40 split fold-down rear bench seat with adjustable headrests	\$	\$	\$	—	—
Overhead console with sunglasses holder/garage door opener box	\$	\$	\$	—	—	Aluminum sport pedal covers	—	\$	—	\$	—
Auto-dimming electrochromic rearview mirror with compass	0	0	\$	0	\$	Remote hood, and locking trunk and fuel-filler door releases	\$	\$	\$	\$	\$
Silver metallic-style interior trim	\$	—	—	—	—	Heavy-duty rear window defogger with timer	\$	\$	\$	—	—
Black graphite interior trim	—	\$	—	\$	—	Cargo net	0	0	\$	0	\$
Wood-grain-style interior trim	—	—	\$	—	\$	Defroster-linked CFC-free air conditioning with air filter	\$	\$	—	\$	—
Chrome-accented parking brake button and air vents	—	\$	—	\$	—	Defroster-linked CFC-free automatic climate control with air filter and rear-seat vents	—	—	\$	—	\$
Chrome-accented door handles, parking brake button and air vents	—	—	\$	—	\$						
Remote keyless entry system with 2-stage unlocking, trunk-release, panic function and remote illuminated entry	\$	\$	\$	\$	\$						
Safety and Convenience											
Anti-lock Brake System (ABS)	\$	\$	\$	\$	\$	Engine immobilizer	\$	\$	\$	\$	\$
Vehicle Stability Control (VSC) ¹¹ with Traction Control (TRAC) and Brake Assist ¹²	—	—	0 ²	—	0	Anti-theft system	0	0	\$	0	\$
Driver and front passenger dual-stage Advanced Airbag System and front seat-mounted side airbags ¹³	\$	\$	\$	\$	\$	Tire Pressure Monitor System ¹⁴	\$	\$	\$	\$	\$
Front and rear side curtain airbags ¹³	0	0	0	—	—	Internal trunk-release handle	\$	\$	\$	\$	\$
Rear-seat Child Restraint System (CRS) lower anchors and top tether brackets (LATCH)	\$	\$	\$	\$	\$						

1. 4-cylinder only.
2. V6 only.
3. P215/55R17 performance or All-Season tires available. 17-in. x 7-in. wheels with P215/55R17 performance tires are expected to experience greater tire wear than conventional tires. Tire life may be less than 24,000 miles, depending upon driving conditions.
4. HomeLink[®] is a registered trademark of Johnson Controls, Inc.
5. Functioning XM Satellite Radio requires XM Satellite Radio capacity, XM Satellite Radio receiver and satellite monthly service fee. See your Toyota dealer for further details.
6. 315 watts (maximum output) on Convertible models.
7. V6 only as part of (SZ) combination.
8. The Toyota DVD navigation system is designed to assist in locating an address or point of interest. Discrepancies may be encountered between the system and your actual location. Changes in street names, road closures, traffic flow or other road system changes may affect the accuracy of the mapping software. Rely upon your common sense to decide whether or not to follow a specified route. Detailed coverage not available in every city. Optional periodic geographical updates available at an additional cost. See your *Navigation System Owner's Manual* and your Toyota dealer for further details.
9. Power-adjustable driver's seat and heated seats not available.
10. Standard on SLE V6. Requires (LA) combination on SLE 4-cylinder.

\$ = Standard 0 = Optional — = Not available
P = Feature available only as part of an option package.

11. Toyota Vehicle Stability Control (VSC) is an electronic system designed to help the driver maintain vehicle control under adverse conditions. It is not a substitute for safe driving practices. Factors including speed, road conditions and driver steering input can all affect whether VSC will be effective in preventing a loss of control. Please see your *Owner's Manual* for further details.
12. Brake Assist is designed to help the driver take full advantage of the benefits of ABS. It is not a substitute for safe driving practices. Braking effectiveness also depends on proper brake-system maintenance and tire and road conditions.
13. The Toyota driver, front passenger, front seat-mounted side airbags and side curtain airbags are Supplemental Restraint Systems (SRS). The driver and front passenger airbags are designed to deploy in certain types of severe (usually frontal) collisions where the magnitude and duration of the forward deceleration of the vehicle exceeds the design threshold level. The side airbags and side curtain airbags are designed to inflate in certain types of severe side-impact collisions. In all other accidents, the airbags will not inflate. To decrease the risk of injury from a deploying airbag, always wear seatbelts, sit upright in the middle of the seat as far back as possible from the airbag modules and do not lean against the door. Do not put objects in front of an airbag or around the seatback. Do not use rearward-facing child seats in any front passenger seat. The force of a deploying SRS airbag may cause serious injury or death. Please see your *Owner's Manual* for further instructions.
14. Toyota's Tire Pressure Monitor System alerts the driver when tire pressure is critically low. For optimal tire wear and performance, tire pressure should be checked regularly with a gauge; do not rely solely on the Monitor System. See your *Owner's Manual* for details.

AVAILABLE OPTION COMBINATIONS
SE 4-Cylinder Coupe

- **(GY)** Front and rear side curtain airbags¹
- **(PE)** 8-way power-adjustable driver's seat with power lumbar support and seatback pockets
- **(RF)** Rear spoiler
- **(PE, SR)** Includes 8-way power-adjustable driver's seat with power lumbar support and seatback pockets and power tilt/slide moonroof with sliding sunshade
- **(RF, SR)** Includes rear spoiler and power tilt/slide moonroof with sliding sunshade
- **(PE, RF, SR)** Includes 8-way power-adjustable driver's seat with power lumbar support and seatback pockets, rear spoiler and power tilt/slide moonroof with sliding sunshade

SE V6 Coupe

- **(GY)** Front and rear side curtain airbags¹
- **(RF)** Rear spoiler
- **(SY)** Includes 17-in. aluminum alloy wheels with P215/55R17 All-Season tires and rear spoiler
- **(SZ)** Includes JBL 3-in-1 AM/FM Cassette/6-disc in-dash CD changer, XM Satellite Radio capability,² 270 watts (maximum output) and FM diversity reception; 8-way power-adjustable driver's seat with power lumbar support and seatback pockets; and 17-in. aluminum alloy wheels with P215/55R17 All-Season tires
- **(GY, RF)** Includes front and rear side curtain airbags¹ with rear spoiler
- **(GY, SY)** Includes front and rear side curtain airbags¹ and 17-in. aluminum alloy wheels with P215/55R17 All-Season tires and rear spoiler
- **(GY, SZ)** Includes front and rear side curtain airbags¹ and JBL 3-in-1 AM/FM Cassette/6-disc in-dash CD changer, XM Satellite Radio capability,² 270 watts (maximum output) and FM diversity reception; 8-way power-adjustable driver's seat with power lumbar support and seatback pockets; and 17-in. aluminum alloy wheels with P215/55R17 All-Season tires
- **(RF, SZ)** Includes rear spoiler and JBL 3-in-1 AM/FM Cassette/6-disc in-dash CD changer, XM Satellite Radio capability,² 270 watts (maximum output) and FM diversity reception; 8-way power-adjustable driver's seat with power lumbar support and seatback pockets; and 17-in. aluminum alloy wheels with P215/55R17 All-Season tires
- **(SR, SY)** Includes power tilt/slide moonroof with sliding sunshade, 17-in. aluminum alloy wheels with P215/55R17 All-Season tires and rear spoiler
- **(SR, SZ)** Includes power tilt/slide moonroof with sliding sunshade and JBL 3-in-1 AM/FM Cassette/6-disc in-dash CD changer, XM Satellite Radio capability,² 270 watts (maximum output) and FM diversity reception; 8-way power-adjustable driver's seat with power lumbar support and seatback pockets; and 17-in. aluminum alloy wheels with P215/55R17 All-Season tires
- **(GY, RF, SZ)** Includes front and rear side curtain airbags;¹ rear spoiler and JBL 3-in-1 AM/FM Cassette/6-disc in-dash CD changer, XM Satellite Radio capability,² 270 watts (maximum output) and FM diversity reception; 8-way power-adjustable driver's seat with power lumbar support and seatback pockets; and 17-in. aluminum alloy wheels with P215/55R17 All-Season tires
- **(RF, SR, SZ)** Includes rear spoiler; power tilt/slide moonroof with sliding sunshade; and JBL 3-in-1 AM/FM Cassette/6-disc in-dash CD changer, XM Satellite Radio capability,² 270 watts (maximum output) and FM diversity reception; 8-way power-adjustable driver's seat with power lumbar support and seatback pockets; and 17-in. aluminum alloy wheels with P215/55R17 All-Season tires

SE Sport 4-Cylinder Coupe

- **(GY)** Front and rear side curtain airbags¹
- **(LA)** Perforated leather-trimmed seats with 8-way power-adjustable driver's seat, lumbar support and seatback pockets
- **(SR)** Power tilt/slide moonroof with sliding sunshade
- **(EJ, SR)** Includes JBL 3-in-1 AM/FM Cassette/6-disc in-dash CD changer, XM Satellite Radio capability,² 270 watts (maximum output) and FM diversity reception and power tilt/slide moonroof with sliding sunshade
- **(GY, LA)** Includes front and rear side curtain airbags;¹ perforated leather-trimmed seats with 8-way power-adjustable driver's seat, lumbar support and seatback pockets
- **(LA, SR)** Includes perforated leather-trimmed seats with 8-way power-adjustable driver's seat, lumbar support and seatback pockets and power tilt/slide moonroof with sliding sunshade
- **(EJ, LA, SR)** Includes JBL 3-in-1 AM/FM Cassette/6-disc in-dash CD changer, XM Satellite Radio capability,² 270 watts (maximum output) and FM diversity reception; and perforated leather-trimmed seats with 8-way power-adjustable driver's seat, lumbar support and seatback pockets; and power tilt/slide moonroof with sliding sunshade

SE Sport V6 Coupe

- **(GY)** Front and rear side curtain airbags¹
- **(LA)** Perforated leather-trimmed seats with 8-way power-adjustable driver's seat, lumbar support and seatback pockets
- **(SR)** Power tilt/slide moonroof with sliding sunshade
- **(EJ, SR)** Includes JBL 3-in-1 AM/FM Cassette/6-disc in-dash CD changer, XM Satellite Radio capability,² 270 watts (maximum output) and FM diversity reception and power tilt/slide moonroof with sliding sunshade
- **(GY, LA)** Includes front and rear side curtain airbags;¹ perforated leather-trimmed seats with 8-way power-adjustable driver's seat, lumbar support and seatback pockets
- **(LA, SR)** Includes perforated leather-trimmed seats with 8-way power-adjustable driver's seat, lumbar support, seatback pockets and power tilt/slide moonroof with sliding sunshade
- **(EJ, LA, SR)** Includes JBL 3-in-1 AM/FM Cassette/6-disc in-dash CD changer, XM Satellite Radio capability,² 270 watts (maximum output) and FM diversity reception; perforated leather-trimmed seats with 8-way power-adjustable driver's seat, lumbar support and seatback pockets; and power tilt/slide moonroof with sliding sunshade

SLE 4-Cylinder Coupe

- **(GY)** Front and rear side curtain airbags¹
- **(LA)** Perforated leather-trimmed heated seats with 8-way power-adjustable driver's seat with power lumbar support and seatback pockets
- **(RF)** Rear spoiler
- **(GY, LA)** Includes front and rear side curtain airbags¹ and perforated leather-trimmed heated seats with 8-way power-adjustable driver's seat with power lumbar support and seatback pockets
- **(GY, RF)** Includes rear spoiler and front and rear side curtain airbags¹
- **(LA, RF)** Includes perforated leather-trimmed heated seats with 8-way power-adjustable driver's seat with power lumbar support and seatback pockets and rear spoiler
- **(GY, LA, RF)** Includes front and rear side curtain airbags;¹ perforated leather-trimmed heated seats with 8-way power-adjustable driver's seat with power lumbar support and seatback pockets, and rear spoiler

1. See Model Grade Features section footnote 13 for more information on Toyota's driver, front passenger, front seat-mounted side airbags and side curtain airbag (not available on Convertible models) Supplemental Restraint Systems (SRS).

2. See Model Grade Features section footnote 5 for more information on Functioning XM Satellite Radio.
Bold denotes Option Combination codes.

AVAILABLE OPTION COMBINATIONS
SLE V6 Coupe

- **(RF)** Rear spoiler
- **(GY, VS)** Includes front and rear side curtain airbags¹ and Vehicle Stability Control (VSC)² with Traction Control (TRAC) and Brake Assist³
- **(GY, NV, VS)** Includes front and rear side curtain airbags;¹ touch-screen DVD navigation system⁴ with JBL AM/FM CD with XM Satellite Radio capability;⁵ 270 watts (maximum output) and FM diversity reception; and Vehicle Stability Control (VSC)² with Traction Control (TRAC) and Brake Assist³
- **(GY, RF, VS)** Includes front and rear side curtain airbags;¹ and rear spoiler and Vehicle Stability Control (VSC)² with Traction Control (TRAC) and Brake Assist³
- **(GY, NV, RF, VS)** Includes front and rear side curtain airbags;¹ touch-screen DVD navigation system⁴ with JBL AM/FM CD with XM Satellite Radio capability;⁵ 270 watts (maximum output) and FM diversity reception; rear spoiler; and Vehicle Stability Control (VSC)² with Traction Control (TRAC) and Brake Assist³

SE V6 Convertible

- **(G1)** Includes Solara Convertible body kit with two-piece front air dam, two side rocker panels and a two-piece split under-car rear air dam
- **(SZ)** Includes JBL 3-in-1 AM/FM Cassette/6-disc in-dash CD changer, XM Satellite Radio capability;⁵ 315 watts (maximum output) and FM diversity reception; 8-way power-adjustable driver's seat with power lumbar support and seatback pockets
- **(G1, SZ)** Includes Solara Convertible body kit with two-piece front air dam, two side rocker panels and a two-piece split under-car rear air dam and JBL 3-in-1 AM/FM Cassette/6-disc in-dash CD changer, XM Satellite Radio capability;⁵ 315 watts (maximum output) and FM diversity reception; 8-way power-adjustable driver's seat with power lumbar support and seatback pockets

SLE V6 Convertible

- **(G1)** Includes Solara Convertible body kit with two-piece front air dam, two side rocker panels and a two-piece split under-car rear air dam
- **(VS)** Includes Vehicle Stability Control (VSC)² with Traction Control (TRAC) and Brake Assist³
- **(G1, VS)** Includes Solara Convertible body kit with two-piece front air dam, two side rocker panels and a two-piece split under-car rear air dam; Vehicle Stability Control (VSC)² with Traction Control (TRAC) and Brake Assist³
- **(NV, VS)** Includes touch-screen DVD navigation system⁴ with JBL AM/FM CD with XM Satellite Radio capability;⁵ 315 watts (maximum output) and FM diversity reception; Vehicle Stability Control (VSC)² with Traction Control (TRAC) and Brake Assist³
- **(G1, NV, VS)** Includes Solara Convertible body kit with two-piece front air dam, two side rocker panels and a two-piece split under-car rear air dam; touch-screen DVD navigation system⁴ with JBL AM/FM CD with XM Satellite Radio capability;⁵ 315 watts (maximum output) and FM diversity reception; Vehicle Stability Control (VSC)² with Traction Control (TRAC) and Brake Assist³

WARRANTIES

Every Toyota Car, Truck and SUV is built to exceptional standards. And that's not idle boasting. We back it up with these Limited Warranty Coverages:

Basic: 36 months/36,000 miles (all components other than normal wear and maintenance items).

Powertrain: 60 months/60,000 miles (engine, transmission/transaxle, front-wheel drive, rear-wheel drive, seatbelts and airbags).

Rust-Through: 60 months/unlimited miles (corrosion perforation of sheet metal).

Emissions: Coverages vary under Federal and California regulations. Refer to applicable *Owner's Warranty Information* booklet for details.

Accessories: Accessories installed at the time of the new vehicle purchase are covered for 36 months/36,000 miles from the vehicle's in-service date, whichever occurs first, under the New Vehicle Limited Warranty.

Accessories installed by the dealer after the new vehicle purchase are covered for 12 months, regardless of mileage, from the accessory installation date, or the remainder of the New Vehicle Limited Warranty, whichever provides greater coverage.

Accessories purchased over the counter are covered for 12 months from the date of purchase. Car covers are warranted for 12 months from the purchase date and are not covered by the New Vehicle Limited Warranty.

TOYOTA FINANCIAL SERVICES*

Now that you're thinking about a Toyota, you may also want to consider leasing or financing the purchase of your new vehicle through your participating dealer and Toyota Financial Services (TFS). TFS offers a variety of high-quality finance and lease products to complement your lifestyle. At TFS we realize that purchasing or leasing a vehicle is a major commitment and we have developed some of the finest customer-focused finance and insurance solutions to help protect your interests over time. And

in most cases, you may include your cost for these products in your finance or lease contract. Few companies can match the expertise, customer care and total value of TFS. Ask your Toyota dealer or go to www.toyotafinancial.com for details.

*Toyota Financial Services is a service mark of Toyota Motor Credit Corporation and Toyota Motor Insurance Services, Inc. Products are available to qualified customers through your participating Toyota dealer and Toyota Financial Services.

1. See Model Grade Features section footnote 13 for more information on Toyota's driver, front passenger, front seat-mounted side airbags and side curtain airbag (not available on Convertible models) Supplemental Restraint Systems (SRS).

2. See Model Grade Features section footnote 11 for more information on Toyota Vehicle Stability Control (VSC).

3. See Model Grade Features section footnote 12 for more information on Toyota's Brake Assist.

4. See Model Grade Features section footnote 8 for more information on the Toyota DVD navigation system.

5. See Model Grade Features section footnote 5 for more information on Functioning XM Satellite Radio.

Bold denotes Option Combination codes.

SPECIFICATIONS

	SE COUPE	SE SPORT COUPE	SLE COUPE	SE CONVERTIBLE	SLE CONVERTIBLE
Mechanical/Performance					
Engine					
2.4-liter DOHC 16-valve VVT-i 4-cylinder 157 hp @ 5600 rpm/162 lb.-ft. @ 4000 rpm	Standard	Standard	Standard	NA	NA
3.3-liter DOHC 24-valve VVT-i V6 225 hp @ 5600 rpm/240 lb.-ft. @ 3600 rpm	Available	Available	Available	Standard	Standard
Ignition	Electronic, with Toyota Direct Ignition (TDI)				
Transmission					
5-speed manual overdrive	Standard (4-cylinder)	Standard (4-cylinder)	NA	NA	NA
4-speed electronically controlled automatic overdrive with intelligence (ECT-i)	Available (4-cylinder)	Available (4-cylinder)	Standard (4-cylinder)	NA	NA
5-speed electronically controlled sequential automatic overdrive with intelligence (ECT-i)	Standard (V6)	Standard (V6)	Standard (V6)	Standard	Standard
Drivetrain	Front engine, front-wheel drive				
Body construction	Unitized body with front and rear vibration-dampening sub-frames (with reinforcements on Convertible models)				
Suspension	MacPherson strut front suspension with gas-filled shock absorbers and stabilizer bar; dual-link independent MacPherson strut rear suspension with gas-filled shock absorbers and stabilizer bar (SE Sport adds sport-tuned shock absorbers and springs)				
Steering	Variable-assist power rack-and-pinion				
Turning circle diameter, curb to curb (ft.)	37.4	37.4	37.4	37.4	37.4
Brakes					
4-channel, 4-sensor Anti-lock Brake System (ABS) Vehicle Stability Control (VSC) ¹ with Traction Control (TRAC) and Brake Assist ²	Power-assisted ventilated front/solid rear disc Standard NA	Standard Standard NA	Standard Standard Available (V6 only)	Standard Standard NA	Standard Standard Available
Exterior Dimensions (in.)					
Overall height, unloaded	56.1	56.1	56.1	56.5	56.5
Overall width	71.5	71.5	71.5	71.5	71.5
Overall length	192.5	192.5	192.5	192.5	192.5
Wheelbase	107.1	107.1	107.1	107.1	107.1
Ground clearance	5.5	5.5	5.5	5.3	5.3
Track (front/rear)	61.0/60.4	61.0/60.4	61.0/60.4	61.0/60.4	61.0/60.4
Coefficient of drag (Cd)	0.29	0.29	0.29	NA	NA
Interior Dimensions front/rear (in.)					
Head room	38.0/36.4	38.0/36.4	38.0/36.4	38.5/38.4	38.5/38.4
Shoulder room	56.1/53.7	56.1/53.7	56.1/53.7	56.1/47.2	56.1/47.2
Hip room	53.7/50.8	53.7/50.8	53.7/50.8	53.7/44.7	53.7/44.7
Leg room	42.0/35.4	42.0/35.4	42.0/35.4	42.0/35.0	42.0/35.0
Weights and Capacities					
Curb weight (lb.)					
4-cylinder (manual/automatic)	3175/3230	3175/3230	NA/3241	NA	NA
V6	3417	3425	3439	3549	3582
Seating capacity	5	5	5	4	4
EPA passenger volume (cu. ft.)	92.1	92.1	92.1	85.6	85.6
Luggage capacity, rear seatbacks up (cu. ft.)	13.8	13.8	13.8	11.65	11.65
Fuel tank (gal.)	18.5	18.5	18.5	18.5	18.5
Tires					
Size					
Standard	P215/60R16	P215/55R17	P215/60R16 (4-cylinder)	P215/55R17	P215/55R17
Available	P215/55R17 (V6)	NA	P215/55R17 (V6)	NA	NA
Type	All-Season steel-belted radial	Performance ³ or All-Season steel-belted radial	All-Season steel-belted radial	All-Season steel-belted radial	All-Season steel-belted radial
Spare	Temporary	Temporary	Temporary	Temporary	Temporary
Mileage Estimates (mpg city/highway)⁴					
Manual transmission	24/33	24/33	NA	NA	NA
Automatic transmission					
4-cylinder	23/32	23/32	23/32	NA	NA
V6	21/29	21/29	21/29	20/29	20/29

1. See Model Grade Features section footnote 11 for more information on Toyota's Vehicle Stability Control (VSC).

2. See Model Grade Features section footnote 12 for more information on Brake Assist.

3. See Model Grade Features section footnote 3 for more information on performance-rated tires.

4. 2005 preliminary mileage estimates determined by Toyota. EPA mileage estimates not available at time of posting. Actual mileage may vary.

05 CAMRY SOLARA

COMBINATIONS

SE



Camry Solara MSRP Starting At:¹

SE 4-cyl. Manual \$19,320
SE 4-cyl. Automatic \$20,150
SE V6 Automatic \$21,650



SE standard 16-in. aluminum alloy wheel
SE V6 available 17-in. aluminum alloy wheel

SE SPORT



SE Sport 4-cyl. Manual \$20,815
SE Sport 4-cyl. Automatic \$21,645
SE Sport V6 Automatic \$23,145



SE Sport and SE Sport V6 standard
17-in. aluminum alloy wheel

SLE



SLE 4-cyl. Automatic \$23,195
SLE V6 Automatic \$26,195



SLE standard 16-in. aluminum alloy wheel
SLE V6 standard 17-in. aluminum alloy wheel

CONVERTIBLE



SE V6 Automatic \$26,480
SLE V6 Automatic \$29,750



SE and SLE V6 standard 17-in. aluminum
alloy wheel

1. 2005 Manufacturer's Suggested Retail Price, excludes the Delivery, Processing and Handling Fee of \$540 for Cars and \$565 for Trucks, Vans and SUVs. (Historically, vehicle manufacturers and distributors have charged a separate fee for processing, handling and delivering vehicles to dealerships. Toyota's charge for these services is called the "Delivery, Processing and Handling Fee" and is based on the value of the processing, handling and delivery services Toyota provides as well as Toyota's overall pricing structure. Toyota may make a profit on the Delivery, Processing and Handling Fee.) Excludes taxes, license, title and available or regionally required equipment. The Delivery, Processing and Handling Fee in AL, FL, GA, NC and SC is \$35 higher for Trucks, Sienna and SUVs, and \$50 higher for all other Toyota vehicles. The Delivery, Processing and Handling Fee in AR, LA, MS, OK and TX is \$35 higher for all Toyota vehicles. Actual dealer price may vary. Pricing, specifications, standard features and available equipment are based on information available when this page was produced and are subject to change without notice.

FABRIC/LEATHER



SE and SLE fabric in Dark Stone
or Ivory (shown)



SE Convertible and SE Sport fabric
in Dark Charcoal




SLE and SE Convertible leather trim²
in Ivory or Dark Stone (shown)




SE Sport leather trim in Dark
Charcoal


COLOR




Arctic Frost Pearl with
Ivory, Dark Stone² or
Dark Charcoal³ interior




Lunar Mist Metallic
with Dark Stone⁴ or
Dark Charcoal³ interior



Desert Sand Mica⁵
with Ivory interior



Absolutely Red with
Ivory, Dark Stone² or
Dark Charcoal³ interior



Cosmic Blue Metallic
with Ivory, Dark Stone² or
Dark Charcoal³ interior



Oceanus Pearl⁵ with
Ivory or Dark Stone
interior



Black with Ivory,
Dark Stone² or Dark
Charcoal³ interior

2. SE Coupe, SLE Coupe and SLE Convertible. Convertible top comes in two colors: Tan with Ivory interior and Black with Dark Stone interior.
3. SE Convertible, SE Sport. Convertible available with Black top only.
4. SE Coupe, SLE Coupe and SLE Convertible. Convertible available with Black top only.
5. Not available on SE Sport Coupe, SE and SLE Convertible models.

Please remember, Toyota vehicles are built with popular option combinations. Not all options are available separately and some options and accessories may not be available in all regions of the country. So please contact your Toyota dealer, who can help locate the vehicle that's right for you.

Some vehicles are shown with available equipment. Seatbelts should be worn at all times. For details on vehicle specifications, standard features and available equipment in your area, contact your Toyota dealer. A vehicle with particular equipment may not be available at the dealership. Ask your Toyota dealer to help locate a specifically equipped vehicle.

All information presented herein is based on data available at the time of posting, is subject to change without notice and pertains specifically to mainland U.S.A. vehicles only (may differ in the state of Hawaii, Puerto Rico, the U.S. Virgin Islands and in other regions).



For Toyota Mobility program details, go to
www.toyota.com/mobility or call the Toyota Customer
Assistance Center at 1-800-331-4331.

1-800-60-TOYOTA
toyota.com

©2004 Toyota Motor Sales, U.S.A., Inc.
KZ5-022



A



B



C



D



E



F

05 ACCESSORIES

A Sunroof Wind Deflector

The Sunroof Wind Deflector allows you to feel the warm sun on your face without the wind in your hair.

B Cargo Net (standard on SLE models)

Don't you hate it when your stuff rolls around while you're driving? The Cargo Net is your answer. It's easy to install and even easier to use.

C Windscreen (Convertible only)

Enjoy driving your Solara Convertible even more with a Genuine Toyota Windscreen Accessory. The Solara Windscreen provides increased driving comfort by providing reduced wind noise and turbulence for a quieter ride. Screen features a convenient "Tilt Back" function to increase visibility when backing up.

D Cargo Tote

This handy Cargo Tote helps keep your trunk organized.

E Carpet Trunk Mat

Help protect your cargo area with this custom mat. Non-skid backing helps keep it in place.

F Shift Knobs by OBX Racing Sports®

Black knobs not your style? Get tech with these carbon fiber-sleeved sport Shift Knobs by OBX Racing. Available in Chrome, Titanium, Red and Blue. Manual transmission only.



G



H



I



J



K



L



M



N

05 ACCESSORIES

G First Aid Kit

This handy First Aid Kit puts supplies where they are needed, when they are needed. The kit contains sterile medical dressings, anti-bacterial ointment and an assortment of other supplies.

H Wheel Locks

Wheels can make the vehicle. Keep your wheels where you need them — on your car.

I Emergency Assistance Kit

Drive with confidence in knowing that you are secure with your Emergency Assistance Kit. This basic emergency assistance kit contains jumper cables, multi-tool, flashlight, emergency blanket, duct tape, bungee cord, survival whistle, hose clamp and more...

J Auto-Dimming Mirror

Improve your driving safety with an Auto-Dimming Mirror. Its built-in sensors detect headlight glare and automatically dim the

mirror to reduce eyestrain. Mirror is enhanced with a digital compass feature which provides directional information.

K Premium License Plate Frames

Accessorize your vehicle with a high-quality license frame. Available in 24kt gold, chrome, and black pearl finishes.

L Carpet Floor Mats

Color-coordinated Floor Mats protect your original carpeting while adding some flair with an embroidered Solara logo. The non-skid backing and positive retention clip help prevent them from sliding.

M Vehicle Intrusion Protection (VIP) RS3200 Plus Security System¹

This advanced multi-featured security system helps protect against theft. Your insurance deductible may be reimbursed if your vehicle is stolen.

Specific terms and conditions apply. Please consult VIP Consumer Limited Warranty Card or call TMS Commercial Insurance Department at (888) 238-8125.

N Sport Pedals by OBX Racing Sports®

Replace your drab stock pedals with a set of Sport Pedals by OBX Racing. Available in sleek silver finish for automatic and manual transmission.

Accessories not shown:

- Front-End Mask
- VIP Glass Breakage Sensor (GBS)²

See your dealer for complete warranty details. Toyota reserves the right to make modifications to actual products.

¹ Available on SE models only.

² Available on SLE models only.